











# CHP ASSET BROCHURE



ID	Assets	Description	Year	Supplier	Model	Photo
852	No.3 Boiler	<p>Number of flues: 1                      Number of burners: one rotary cup dual fuel                      Steam output: 30,000 lb/hr from feed to economiser of 112°C.                      Steam pressure at Superheater outlet: 17.24barg.                      Final steam temperature: 382°C                      Working pressure: 18.41barg.                      Superheater: one – integral type.                      Number of elements: 16                      Electrical power supply: 415V, 3 phase, 50Hz, 4 wire.                      Control circuit: 110V                      Boiler thermal output: 10.5MW</p>	1985	Babcock	TC 35 Special	
853	No.3 Boiler	<p>Primary fuel: natural gas                      Gas consumption: 885Kg/hr                      Gas supply pressure to gas train inlet: 45" WG                      Secondary fuel: HFO 3500 SR1                      Oil supply conditions to burner: 3.5 bar g @ 88°C                      Burner efficiency: 80% on oil, 78% on gas.                      Burner motor 5.5kW</p>	1985	Babcock	One Saacke Dual Fuel Rotary Cup Burner with Gas Train Type GT5-150. Burner Type: CD 110-5875	



854	No.3 Boiler	<b>Motor 22kW</b> <b>Control panel: free standing</b> <b>Electrical supply: 415V, 3 phase, 50hz, 4 wire</b> <b>Control circuit: 110V</b>	1985	Babcock	Saacke 58-75 with silencer type A5110	
855	No.3 Boiler	<b>Feed water temperature inlet: 112°C</b> <b>Gas inlet temperature: 264°C</b> <b>Feed water outlet temperature 140°C</b> <b>Gas exit temperature: 160°C</b> <b>Gas flow at economiser exit: 17,342kg/hr</b>	1985	Babcock	One Saacke Type SSBE 120 Special	



856	No 1 Maxecon Boiler	No 1 Maxecon Boiler Working Pressure 270P.S.I.G Test Pressure 465 P.S.I.G.	1972	GEORGE CLARK & N.E.M Ltd	Maxecon Boiler 20/00571 Smoke tube superheaters fitted. NDT recently passed	
857	No 1 Maxecon Boiler	Burner 1 Control Panel	2003	SAACKE	DDCCS320 Complete cabinet and control system.	

858	No 1 Maxecon Boiler	Burner 1 Dual fuel burner	2003	SAACKE	Combined rotary cup and burner unit. Contains all ignition mechanism and solenoids, variable diesel valve, Primary air damper, secondary air dampers, fan with silencer and variable gas supply controls.	
859	No 1 Maxecon Boiler	Burner 2 Control Panel	2003	SAACKE	DCCS320 Complete cabinet and control system.	



860	No 1 Maxecon Boiler	Burner 2 Dual fuel burner	2003	SAACKE	Combined rotary cup and burner unit. Contains all ignition mechanism and solenoids, variable diesel valve, Primary air damper, secondary air dampers, fan with silencer and variable gas supply controls.	
861	No 1 Maxecon Boiler	Maxecon 1 Mobrey Level control & guage glass	2009	Mobrey Klinger	Type 81007 Reflex gauge glass. Set of 2 per frame with valvework	



862	No 2 Maxecon Boiler	No 2 Maxecon Boiler Working Pressure 270P.S.I.G Test Pressure 465 P.S.I.G.	1972	GEORGE CLARK & N.E.M Ltd	Maxecon Boiler 20/00570 Smoke tube superheaters fitted.	
863	No 2 Maxecon Boiler	Burner 3 Control Panel	2003	SAACKE	DCCS320 Complete cabinet and control system.	



864	No 2 Maxecon Boiler	Burner 3 Dual fuel burner	2003	SAACKE	Combined rotary cup and burner unit. Contains all ignition mechanism and solenoids, variable diesel valve, Primary air damper, secondary air dampers, fan with silencer and variable gas supply controls.	
865	No 2 Maxecon Boiler	Burner 4 Control Panel	2003	SAACKE	DDCCS320 Complete cabinet and control system.	



866	No 2 Maxecon Boiler	Burner 4 Dual fuel burner	2003	SAACKE	Combined rotary cup and burner unit. Contains all ignition mechanism and solenoids, variable diesel valve, Primary air damper, secondary air dampers, fan with silencer and variable gas supply controls.	
867	No 2 Maxecon Boiler	Maxecon 2 Mobrey Level control & guage glass	2009	Mobrey Klinger	Type 81007 Reflex gauge glass. Set of 2 per frame with valvework	








868	Waste Heat Boiler Auxiliary Fan & control panel	Waste Heat Boiler Auxiliary Fan & control panel	1989		With inlet silencer	
869	Waste Heat Boiler feed pump	KSB Multistage pump Capacity:- 6.93l/s Head:- 381.2m Speed:- 2900rpm	Not none	KSB	Type KSB WKF 50/12N - 8E Serial Number 89/23101/2-101	



870	Waste Heat Boiler	Waste Heat Boiler 35 barg test pressure 52.5 barg max steam capacity 22700 kg/hr safety valve setting pressure 35 barg.	1989	Backer en rueb breda b.v. holland	B.S. 2790 class serial No 6167	
871	Waste Heat Boiler	Waste Heat Boiler Superheater	1989	Backer en rueb breda b.v. holland	Recent visual inspection by Zurich 35 Bar gauge MWP	



872	Waste Heat Boiler	<p>Gas Train Diaphragm valve</p> <p>40R series Pneumatic actuator</p>		<p>Eckardt Norbro</p>	<p>SN 92/005885 S16444/3-1</p>	
873	Waste Heat Boiler	Igniters and fire eyes	1989		X2	

874	Steam Turbine		1972	<p>W.H.ALLEN SONS &amp; CO LTD, TURBINE T4/82772, 7000/1500RPM , 1800BHP, STEAM PRESSURE 245LB/IN2 at 670DEG, Exhaust pressure 30lb/in2</p>	 
			1972		
			1948	<p>AC GENERATOR – NEWTON DERBY LTD, Serial No 302246/1, Type F7393, Frame M624 Output 750V.A 90 VOLTS 8.3 AMPS 1500RPM.</p> <p>David Brown Gearbox</p> <p>BRUSHLESS EXCITATION GENERATOR – PARSONS PEBBLES 2613/1970 Output 1412 KVA, 1500RPM,</p>	



					<p>3 PHASE at 50Hz, 3300V, Serial No 253511/1</p>	 
875	WASTE HEAT BOILER AMBIENT AIR FAN	WASTE HEAT BOILER AMBIENT AIR FAN MEC 1401/N1 8400m/hr Speed 1050RPM	1989	MEC 1401/N1	MEC 1401/N1	



876	MAXICON BOILER FEED PUMP No 1	KSB MOV1 50/06 G4 G6 G16 serial N1-945-8916 87 (uk) 081-114-1808 Capacity – 19.3m/hr, Head 224m & Speed 2950RPM.	2022	KSB	KSB MOV1 50/06 G4 G6 G16	
877	MAXICON BOILER FEED PUMP No 2	KSB MOV1 50/06 G4 G6 G16 serial N1-945-8916 87 (uk) 081-114-1808 Capacity – 19.3m/hr, Head 224m & Speed 2950RPM.	1994	KSB	KSB MOV1 50/06 G4 G6 G16	



878	MAXICON BOILER FEED PUMP No 3	KSB MOV1 50/06 G4 G6 G16 serial N1-945-8916 87 (uk) 081-114-1808 Capacity – 19.3m <sup>3</sup> /hr, Head 224m & Speed 2950RPM.	1996	KSB	KSB MOV1 50/06 G4 G6 G16	
879	MAXICON BOILER DOSING PUMP	MPL E2 Serial No 78147, 48s.p.m. Variable speed		Nalco	MPL E2	

880	DE-AIRATOR FEED PUMP No 1	GRUNDFOS N832-160.1/177 A-F2-A-BQQE Serial No A98630634P217310001 Capacity – 22.7m/hr, Head 34.6m & Speed 2920RPM.	2017	Grundfos	N832-160.1/177 A-F2-A-BQQE	
881	DE-AIRATOR FEED PUMP No 2	GRUNDFOS N832-160.1/177 A-F2-A-BQQE Serial No A98975781P216379001 Capacity – 22.7m/hr, Head 34.6m & Speed 2920RPM.	2017	Grundfos	N832-160.1/177 A-F2-A-BQQE	







882	DE-AIRATOR FEED PUMP No 3	GRUNDFOS N832-160.1/177 A-F2-A-BQQE Serial No A98975781P216379001 Capacity – 22.7m <sup>3</sup> /hr, Head 34.6m & Speed 2920RPM.	2017	Grundfos	N832-160.1/177 A-F2-A-BQQE	
883	TURBINE OIL COOLING WATER PUMP No1	Grundfos NBE 32-160.1/139 AF2AB00F 15.9m <sup>3</sup> /hour	2019	Grundfos	Grundfos NBE 32-160.1/139 AF2AB00F 15.9m <sup>3</sup> /hour Variable speed motor fitted	



884	TURBINE OIL COOLING WATER PUMP No2	Grundfos NBE 32-160.1/139 AF2AB00F 15.9m <sup>3</sup> /hour	2019	Grundfos	Grundfos NBE 32- 160.1/139 AF2AB00F 15.9m <sup>3</sup> /hour Variable speed motor fitted	
885	STEAM TURBINE OIL PUMP No 1	WEIR ACG60-2N2P Serial No 31509/202	2018	WEIR	WEIR ACG60- 2N2P	



886	STEAM TURBINE OIL PUMP No 2	WEIR ACG60-2N2P Serial No 31509/201	2018	WEIR	WEIR ACG60-2N2P	
887	REVERSE OSMOSIS PLANT FEED PUMP	GRUNDFOS CRNE10-09 AN-FGJ-G-E-HQQE 12.1m <sup>3</sup> /Hour with variable speed motor	2017	Grundfos	GRUNDFOS CRNE10-09 AN- FGJ-G-E-HQQE 12.1m <sup>3</sup> /Hour with self governing on pressure, variable speed motor.	

888	REVERSE OSMOSIS PLANT	REVERSE OSMOSIS PLANT	2010  2010	ELGA LTD Membrane  ABB Control system	Max pressure 400psi Test pressure 600psi Max operating temp 40*c  312EXE2SI-OL	
889	No 1 WASTE HEAT BOILER FEED PUMP	KSB WKF 50/12N - 8E Serial No 89/23101/2-101, Capacity 6.93l/s, Head 381.2M, Speed 2900RPM.		KSB	KSB WKF 50/12N - 8E	
890	No 2 WASTE HEAT BOILER FEED PUMP	Grundfos CRNE20-17X-FGJ-T-E-HQQE 22KW, 21M3/HR 3 pumps, one missing the motor	2022	Grundfos	Grundfos CRNE20-17X-FGJ-T-E-HQQE	



891	Air Compressor	HPC model S/H65G 11KW/15HP	1972	HPC	HPC model S/H65G 11KW/15HP Two cylinder single stage with unloader valve and no backpressure starter switch.	
892	Raw Water pumps	Grundfos MGE112MC2-FT130-JA x2	2018	Grundfos	MGE112MC2-FT130-JA	



893	TURBINE FUEL OIL TRANSFER PUMP No2	WORTHINGTON SIMPSON 4 GAUFTMN Serial No 100226	1972	WORTHIN GTON SIMPSON	WORTHINGTON SIMPSON 4 GAUFTMN	
894	TURBINE FUEL OIL TRANSFER PUMP No1	WORTHINGTON SIMPSON 4 GAUFTMN Serial No A107627	1972	WORTHIN GTON SIMPSON	WORTHINGTON SIMPSON 4 GAUFTMN	


895	BOILER FUEL OIL PUMP No 1 & 2	WORTHINGTON SIMPSON 4 GAUFTMN Serial No 100227 & A107626	1972	WORTHIN GTON SIMPSON	WORTHINGTON SIMPSON 4 GAUFTMN	
896	COOLING TOWER DOSING PUMPWS x3 Off.	PULSATRON PLUS - MICRO FLO LC 64B2-VTC1-2D-H08 Capacity 4.73l/hr Head 100PSI.		PULSATR ON PLUS - MICRO FLO	PULSATRON PLUS - MICRO FLO LC 64B2- VTC1-2D-H08	



897	Screw GAS COMPRES SOR and controls	Burghardt Compression/Sullair 4-24 Bar Gauge Rated to supply 6.5MW Gas turbine	1989	Burghardt Compress ion/Sullai r	Compressor: Sullair C series. Package contains compressor, motor, lubrication system, coalescer tank, gas cooler, oil cooler and pressure management controls all fitted to skid. Electronic control is stand alone in chp control room.	 
-----	--	--	------	--	--	--







898	GAS COMPRESSOR RECEIVER X1	TOP ACCESS VESSEL 27.6 BAR DESIGN PRESSURE WITH SAFETY VALVE 4.5 CUBIC METER VOLUME -10-121 CENTIGRADE	AUG 1989	COOL TECHNOLOGIES LTD	4.5 CUBIC METER	
899	3 PORT PNEUMATIC DIVERTER VALVE	DN50 PN63 T port pneumatic diverter Ball valve. INSTALLED BUT NOT SEEN ACTIVE SERVICE. 2" BSP WITH FLANGES SCREWED ON.	2021	JOHNSON VALVES	JV240022-050-SR 2" 3 Way T Port Ball Valve c/w Pneumatic S/R Actuator Body material: Stainless Steel CF8M Ball material: Stainless Steel 316 Seat material: RPTFE (15%)	

					<p>Seal material: PTFE/Viton Stem material: Stainless Steel 316 Reduced Bore Connections: BSPT Rated: PN62 Operated by: VT110S11 Spring Return Pneumatic Actuator Sized at 5.5 bar supply pressure</p>	
900	PARALLEL SLIDE VALVE	2" Table H Parallel slide valve 8.5" Face-Face Length. INSTALLED BUT NEVER SEEN ACTIVE SERVICE.	2021	Peter Smith Valve Co	CAST STEEL	

901	GAS COMPRESSOR OIL COOLER SPARE CORE	SPARE COIL FOR OIL COOLER ON GAS COMPRESSOR.		WABCO WESTING HOUSE	To fit ITEM 104.																			
902	SUCTION FOOT VALVE FOR WELL PUMPS	SPRUNG LOADED WITH SCREEN ATTACHED. SOCLA FIG:302 DN200 PN10 FLANGE	2012	SOCLA	FIG:302	 <table border="1" data-bbox="1805 1054 2024 1232"> <tr> <td colspan="2"><b>Socla</b></td> <td>Made in France</td> </tr> <tr> <td>Fig.302</td> <td>PS 20°C : 10 bar</td> <td>149E2703</td> </tr> <tr> <td>JL1040</td> <td></td> <td>DN 200</td> </tr> <tr> <td>Liquid 1/2: 10/10 bar</td> <td>Gas 1/2: 0,0 bar</td> <td></td> </tr> <tr> <td>TS: -10°C / +100°C</td> <td></td> <td>07/2012</td> </tr> <tr> <td></td> <td>PN 10</td> <td>362880</td> </tr> </table>	<b>Socla</b>		Made in France	Fig.302	PS 20°C : 10 bar	149E2703	JL1040		DN 200	Liquid 1/2: 10/10 bar	Gas 1/2: 0,0 bar		TS: -10°C / +100°C		07/2012		PN 10	362880
<b>Socla</b>		Made in France																						
Fig.302	PS 20°C : 10 bar	149E2703																						
JL1040		DN 200																						
Liquid 1/2: 10/10 bar	Gas 1/2: 0,0 bar																							
TS: -10°C / +100°C		07/2012																						
	PN 10	362880																						

903	PRESSURE DEAIRATOR OR	30PSI PRESSURE FED STEAM DEAIRATOR  WITH CONTROLS	1964	Permutit company LTD	Purpose built 3- 0 DIA x 9-0 High on straight Capacity 100.000LBS/HR	 
-----	-----------------------------	---	------	----------------------------	--	--

904	TURBINE COOLING TOWER	CARTER STAINLESS STEEL COOLING TOWER	2002	CARTER ENVIRONMENTAL ENGINEERS	SANDRINGHAM	 
-----	-----------------------	--------------------------------------	------	--------------------------------	-------------	--

905	GAS TURBINE CONTROL UNIT	KEYBOARD/CONTROL PANEL WITH HINGE BRACKETS. USED	1989	RUSTON/ SIEMENS	PART NUMBER CT93089/01	 
-----	-----------------------------------	--	------	--------------------	---------------------------	--

